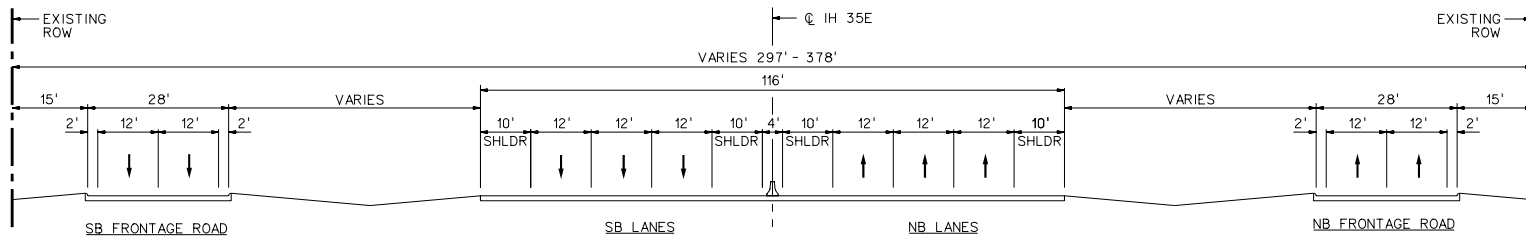
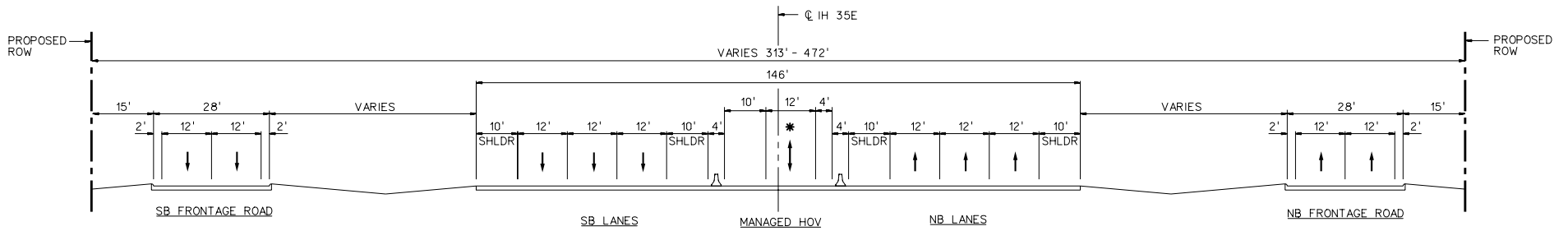


APPENDIX B: TYPICAL CROSS SECTIONS AND LAYOUT



EXISTING ROADWAY TYPICAL SECTION



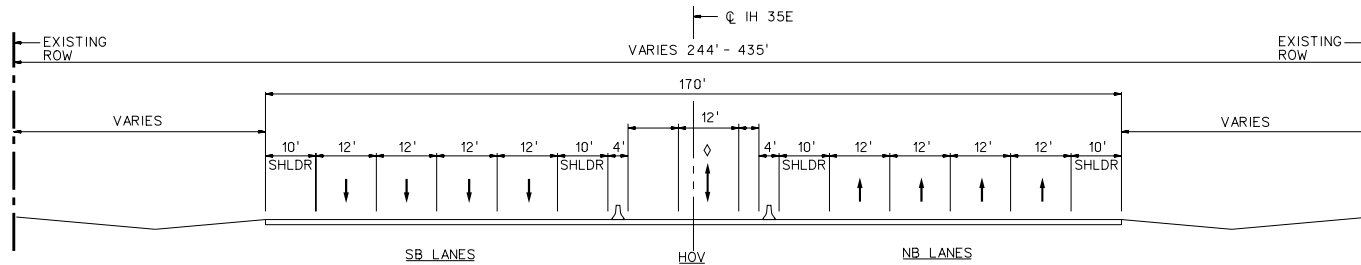
PROPOSED ROADWAY SECTION

IH 35E SOUTH (IH 20 TO U.S. 67)

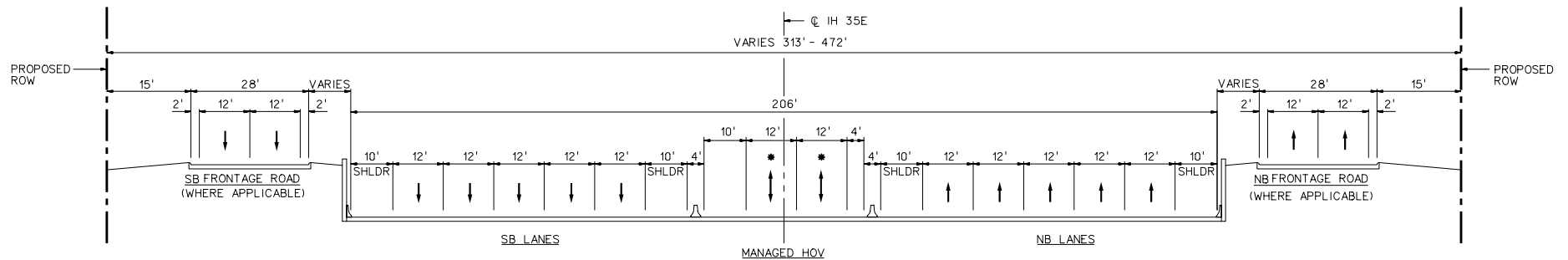


IH 35E: FROM IH 20 TO EIGHTH STREET
 U.S. 67: FROM FM 1382 TO IH 35E
 EXISTING /PROPOSED ROADWAY TYPICAL SECTIONS

CSJs: 0261-02-044, 0261-03-030, 0442-02-088
 Counties: Dallas
 State: Texas
 Application By: Texas Department of Transportation



EXISTING ROADWAY TYPICAL SECTION



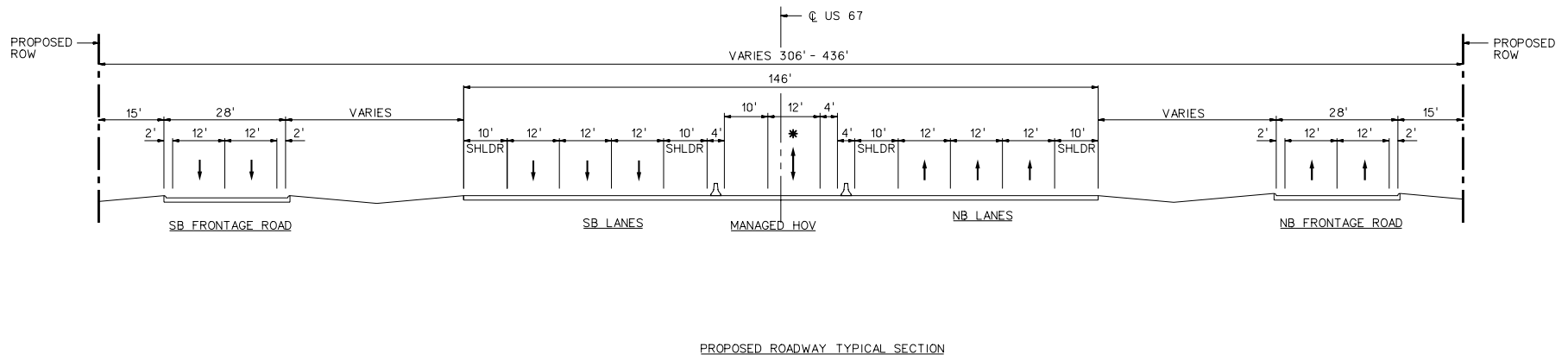
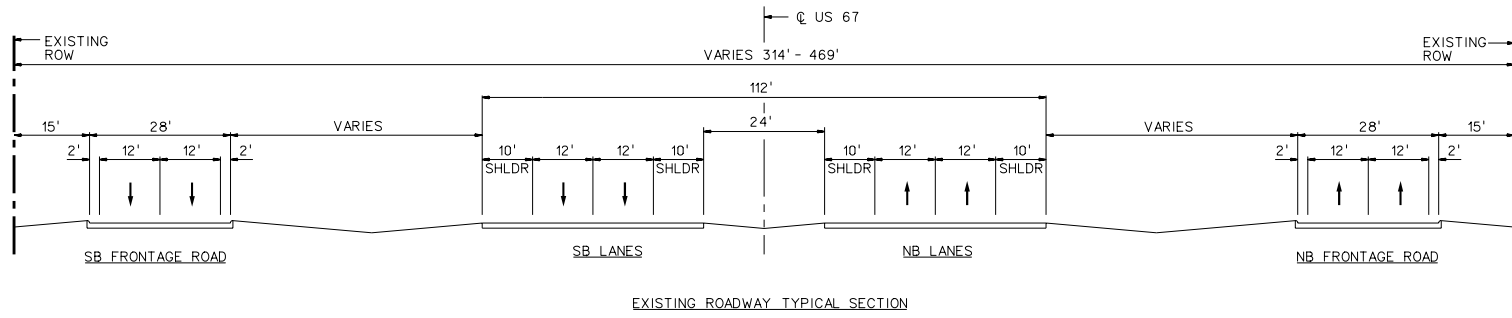
PROPOSED ROADWAY TYPICAL SECTION

IH 35E NORTH (U.S. 67 TO EIGHTH STREET)



IH 35E: FROM IH 20 TO EIGHTH STREET
 U.S. 67: FROM FM 1382 TO IH 35E
 EXISTING /PROPOSED ROADWAY TYPICAL SECTIONS

CSJs: 0261-02-044, 0261-03-030, 0442-02-088
 Counties: Dallas
 State: Texas
 Application By: Texas Department of Transportation

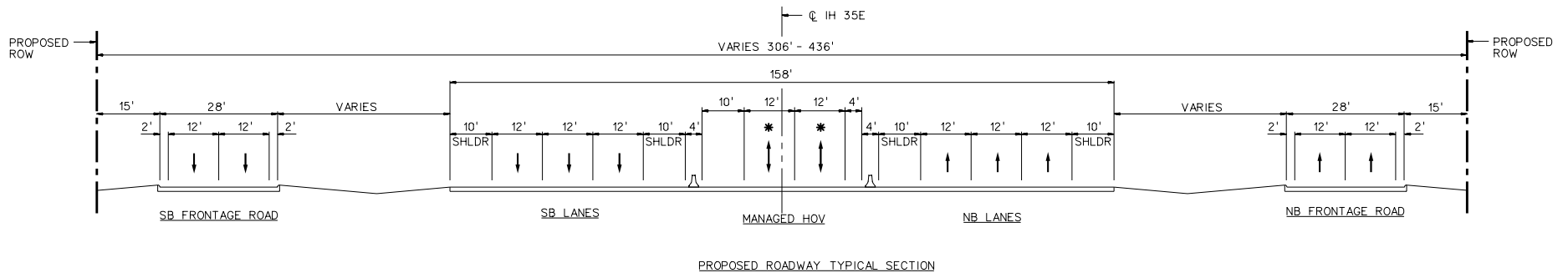
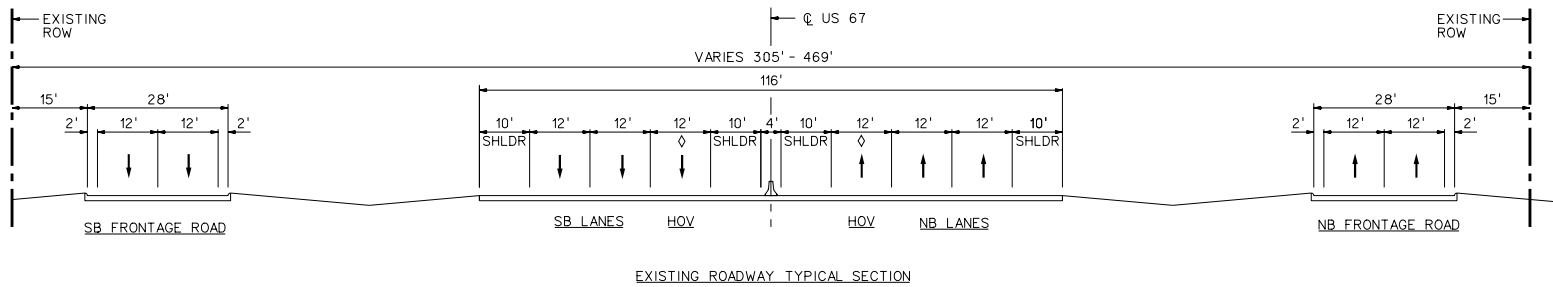


U.S. 67 SOUTH (FM 1382 TO IH 20)



IH 35E: FROM IH 20 TO EIGHTH STREET
 U.S. 67: FROM FM 1382 TO IH 35E
 EXISTING /PROPOSED ROADWAY TYPICAL SECTIONS

CSJs: 0261-02-044, 0261-03-030, 0442-02-088
 Counties: Dallas
 State: Texas
 Application By: Texas Department of Transportation



U.S. 67 NORTH (IH 35E TO IH 20)



IH 35E: FROM IH 20 TO EIGHTH STREET
 U.S. 67: FROM FM 1382 TO IH 35E
 EXISTING /PROPOSED ROADWAY TYPICAL SECTIONS

CSJs: 0261-02-044, 0261-03-030, 0442-02-088
 Counties: Dallas
 State: Texas
 Application By: Texas Department of Transportation